

SOFT FURNISHINGS DESIGNER BASICS: DRAPERY HARDWARE EXPLAINED

Rose Mary LeBlanc and Amanda Deal Smith



SEAMLESS

WORKROOM

YOUR PATTERN TO SUCCESS



In this presentation we will show you the basics of drapery hardware. The hardware in this PDF is for example only. There are many companies, styles and price points to choose from.

Topics of focus:

- The difference between projection and return
- Finials
- Endcaps
- Rods
- Rings
- Brackets
- Medallions and tiebacks
- Batons or wands
- Traverse Rods
- Ripplefold Rods
- Hardware with window treatment examples

There are many manufacturers and distributors of drapery hardware and the choices can seem overwhelming until you realize that the principle of *Form Follows Function* comes into play. The hardware must not only be attractive but it must be suitable for the situation and application.

In difficult situations some hardware companies can design and manufacture custom pieces so don't give up when you come across a unique situation.

Drapery rods must hold the weight of panels without sagging. The brackets and finials must fit into the designated space. Proper selection is important to the overall job and homeowner satisfaction.

All drapery hardware has weight limitations. Check with the hardware company for weight specifications. This information should be in their catalogs along with dimension specifications.

Consult with a workroom professional or installer for selection info.
Title page photo – Orion.

Projection and Return

Projection is the distance from the back of the bracket to the front of the bracket.



Return is the distance from the back of the bracket to the center of where the rod will sit. The following diagram shows rod, ring and bracket.



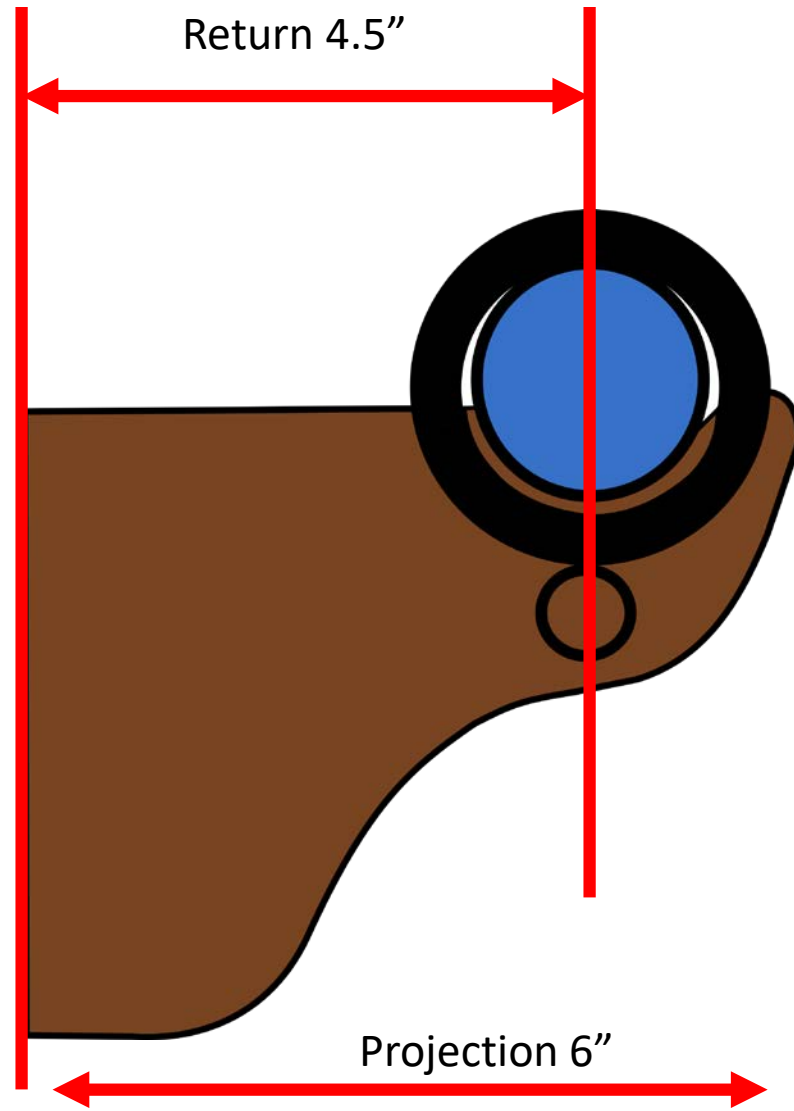
Return

The return is the distance from the back of the bracket to the center of the drapery rod.

The drapery panel will hang down from the center of the drapery rod.


Knowing the difference between projection and return is very important when there are shutters or outside mount blinds on the window.

In the diagram example, the return is 4.5" and the projection is 6".



Finials

Finials come in a wide variety of finishes and styles and can be wood, resin, metal, acrylic or crystal. There are many choices and points to suite every style and window treatment.



Select Drapery Hardware

More finial choices! There are many drapery hardware suppliers and distributors with beautiful hardware to choose from.



Helser Brothers



Orion



Vesta

Endcaps

Endcaps come in a variety of styles and finishes and can be wood, resin or metal.

They are very useful when there isn't enough space for a finial to fit into. For instance, endcaps are ideal when the window is very close to the corner, a piece of furniture or built in bookcase.



Rods

Rods come in a variety of sizes, finishes and can be wood, metal or acrylic.



Rings

Rings come in many finishes, styles and shapes and can be wood or metal. They can be round, square or rectangular. Some metal rings have a Teflon lining to make gliding back and forth on the rod easier.



Brackets

Brackets, like rods and finials, come in a wide choice of materials and styles to match the rods.

When choosing brackets take into consideration the return required as well as how much space the bracket has to fit into on the wall. The return is important when the window treatment has to fit over a shutter or outside mount blind.

Sometimes moldings don't leave much space to fit a bracket into.

The larger the bracket footprint on the wall, the more stable the bracket is.

Consult with a workroom professional or installer for bracket selection and quantity when in doubt.



Medallions

Medallions, holdbacks or tiebacks, also come in many finishes, styles and materials such as wood, resin and metal. They can be used to hang drapery panels and valances as well as used to hold back drapery panels.

The important thing to remember when choosing medallions is the *stem length*. Will the stem length be long for the application?





Tiebacks
These are the 'J' hook style.



Vesta Drapery Hardware

Batons or Wands

Batons or wands are attached to rings and are used to pull drapery panels opened and close. The snap hooks onto the either the leading edge ring or the second ring. They come in a variety of colors including clear and white.




Traverse Rods

Traverse Rods move the drapery panel along the rod using a cord system and are very easy to use.

They can be either wood or metal and come in a variety of finishes and finial choices. Ball bearing carriers move much easier than friction carriers. The examples shown here show the master carriers and glides.

There are many manufacturers, styles and price points to choose from.



Master carrier

Glides



Select Drapery Hardware

Bypass Rings and Custom Brackets from Helser Brothers

We want to show you two things in this one slide.

1) In difficult situations, hardware can be custom designed and manufactured. In this case Helser Brothers made these brackets to reach up above the crown molding so that the rod would not be below the crown molding.

2) Bypass rings are used to pass over bypass brackets when several brackets are needed to hold up a long rod. The panel can then be opened and closed over a long stretch of rod.

Many hardware manufacturers have bypass rings.




Ripplefold Rods

Ripplefold or wave curtains are just another way of getting fabric on a track. The difference is that the panels are in a wave formation instead of pleated. The fullness is measured in percent – 60, 80, 100 or 120%.

There are a variety of track styles ranging from industrial to dressy.

The panels do have a very modern look



Rowley Company ripplefold track and tape

Ripplefold Panels Pleated to Pattern



Select Metal Drapery Hardware

French Return Rod wrap around to the wall for a sleek look. Many hardware suppliers have French return rods in different finishes and diameters.



Ona French Return Rod



Short Rodded Panels





Panels on Medallions





Medallions can also be used for valances.



Endcap



Metal Rod, Finial and Rings



Kirsch Wrought Iron

Wooden Rods, Finials, and Rings



Contrast Finials and Rings



Thank you for viewing this presentation.

© Seamless Workroom LLC 2017

Seamless Workroom LLC

www.seamlessworkroom.com

RML Custom Home Creations LLC

www.rmlcustomhome.com

Sew Unordinary LLC

www.sewunordinary.net



SEAMLESS

WORKROOM

YOUR PATTERN TO SUCCESS